

Transparency notifications by Bank of America Corp.

In accordance with article 14, § 1 of the law of 2 May 2007 on the disclosure of major holdings, Umicore was recently notified:

- By Bank of America Corp. that it has successively crossed the legal threshold of 3% for the direct voting rights and equivalent financial instruments, upwards on 3 February 2025, and then downwards on 6 February 2025.

The total holding of direct voting rights and equivalent financial instruments of Bank of America Corp. now stands at 2.98%.

Summary of the moves:

1. Bank of America Corp.


Date on which the threshold was crossed	Date of notification	Direct voting rights after the transaction	Equivalent financial instruments after the transaction	Total
3 February 2025	10 February 2025	0.55 %	2.65 %	3.19 %
6 February 2025	10 February 2025	0.36 %	2.62 %	2.98 %

Notifications from Bank of America Corp.:


The most recent notification contains the following information:

- Date of notification: 10 February 2025
- Date on which the threshold is crossed: 6 February 2025
- Threshold of direct voting rights and equivalent financial instruments crossed downwards: 3%
- Notification by: Bank of America Corp.
- Denominator: 246,400,000
- Reason for notification: Acquisition or disposal of voting securities or voting rights

A) Voting rights	Previous notification	After the transaction			
		# of voting rights		% of voting rights	
Holders of voting rights		Linked to securities	Not linked to the securities	Linked to securities	Not linked to the securities
Bank of America Corporation	0	0		0.00%	
Bank of America, NA	21	21		0.00%	
BofA Securities, Inc.	3,923	3,448		0.00%	
Managed Account Advisors, LLC	12	77		0.00%	
Merrill Lynch, Pierce, Fenner & Smith Inc	27	27		0.00%	
Merrill Lynch International	1,339,646	884,685		0.36%	
Subtotal	1,343,629	888,258		0.36%	
TOTAL		888,258	0	0.36%	0.00%

 Start with "groups" of holders. Add subtotals with Σ , and then finish with the persons who are "alone".
 For groups, start with the ultimate controlling natural person or legal entity.
 The totals, subtotals and % will be updated once you have clicked on **<CALCULATE>**.

B) Equivalent financial instruments	After the transaction						
	Holder of equivalent financial instruments	Type of financial instrument	Expiration date	Exercise period or date	# of voting rights that may be acquired if the instrument is exercised	% of voting rights	Settlement
Merrill Lynch International	Right to Recall				356,564	0.14%	physical
Merrill Lynch International	Right of Use				123,108	0.05%	physical
Bank of America, NA	Swap	26/05/2026			277,297	0.11%	cash
Bank of America, NA	Swap	31/07/2026			236,021	0.10%	cash
Bank of America, NA	Swap	14/06/2027			331,235	0.13%	cash
Bank of America, NA	Swap	18/02/2025			188,250	0.08%	cash
Bank of America, NA	Swap	02/04/2025			808,000	0.33%	cash
Merrill Lynch International	Swap	18/11/2026			207	0.00%	cash
Merrill Lynch International	Swap	12/01/2026			36,613	0.01%	cash
Merrill Lynch International	Swap	26/05/2026			277,297	0.11%	cash
Merrill Lynch International	Swap	14/06/2027			331,235	0.13%	cash
Merrill Lynch International	Swap	29/08/2025			3,935	0.00%	cash
Merrill Lynch International	Swap	30/06/2025			20,338	0.01%	cash
Merrill Lynch International	Swap	28/11/2025			24,089	0.01%	cash
Merrill Lynch International	Swap	21/05/2026			13,820	0.01%	cash
Merrill Lynch International	Swap	21/05/2026			13,829	0.01%	cash
Merrill Lynch International	Swap	31/07/2025			1,432	0.00%	cash
Merrill Lynch International	Swap	30/04/2026			15,863	0.01%	cash
Merrill Lynch International	Swap	30/04/2026			10,195	0.00%	cash
Merrill Lynch International	Swap	30/04/2026			6,411	0.00%	cash
Merrill Lynch International	Swap	16/02/2026			196,107	0.08%	cash
Merrill Lynch International	Swap	25/06/2026			42,187	0.02%	cash
Merrill Lynch International	Swap	07/02/2028			105	0.00%	cash
Merrill Lynch International	Swap	31/03/2026			481,703	0.20%	cash
Merrill Lynch International	Swap	30/01/2026			11,977	0.00%	cash
Merrill Lynch International	Swap	02/04/2025			808,000	0.33%	cash
Merrill Lynch International	Swap	15/09/2025			1,576,028	0.64%	cash
Merrill Lynch International	Swap	18/02/2025			188,250	0.08%	cash
Merrill Lynch International	Swap	18/03/2026			66,316	0.03%	cash
Merrill Lynch International	Swap	29/12/2025			893	0.00%	cash
TOTAL					6,447,305	2.62%	


 The totals will be updated once you have clicked on <CALCULATE>

TOTAL (A & B)		# of voting rights	% of voting rights
	CALCULATE	7,335,563	2.98%


The previous recent notification contains the following information:

- Date of notification: 10 February 2025
- Date on which the threshold is crossed: 3 February 2025
- Threshold of direct voting rights and equivalent financial instruments crossed upwards: 3%
- Notification by: Bank of America Corp.
- Denominator: 246,400,000
- Reason for notification: Acquisition or disposal of voting securities or voting rights

A) Voting rights	Previous notification	After the transaction			
	# of voting rights	# of voting rights		% of voting rights	
Holders of voting rights		Linked to securities	Not linked to the securities	Linked to securities	Not linked to the securities
Bank of America Corporation	0	0		0.00%	
Bank of America, NA	3,349	21		0.00%	
BofA Securities, Inc.	12,209	3,923		0.00%	
Managed Account Advisors, LLC	3,096	12		0.00%	
Merrill Lynch, Pierce, Fenner & Smith Inc	27	27		0.00%	
Merrill Lynch International	518,963	1,339,646		0.54%	
Subtotal	537,644	1,343,629		0.55%	
TOTAL		1,343,629	0	0.55%	0.00%

 Start with "groups" of holders. Add subtotals with Σ , and then finish with the persons who are "alone".
 For groups, start with the ultimate controlling natural person or legal entity.
 The totals, subtotals and % will be updated once you have clicked on **<CALCULATE>**.

B) Equivalent financial instruments	After the transaction						
	Holders of equivalent financial instruments	Type of financial instrument	Expiration date	Exercise period or date	# of voting rights that may be acquired if the instrument is exercised	% of voting rights	Settlement
Merrill Lynch International	Right to Recall				380,928	0.15%	physical
Merrill Lynch International	Right of Use				124,883	0.05%	physical
Bank of America, NA	Swap	26/05/2026			296,691	0.12%	cash
Bank of America, NA	Swap	31/07/2026			236,360	0.10%	cash
Bank of America, NA	Swap	14/06/2027			321,428	0.13%	cash
Bank of America, NA	Swap	18/02/2025			188,250	0.08%	cash
Bank of America, NA	Swap	02/04/2025			808,000	0.33%	cash
Merrill Lynch International	Swap	26/05/2026			296,691	0.12%	cash
Merrill Lynch International	Swap	29/08/2025			3,788	0.00%	cash
Merrill Lynch International	Swap	25/06/2026			42,187	0.02%	cash
Merrill Lynch International	Swap	16/02/2026			207,956	0.08%	cash
Merrill Lynch International	Swap	31/03/2026			481,703	0.20%	cash
Merrill Lynch International	Swap	15/06/2025			1,576,028	0.64%	cash
Merrill Lynch International	Swap	30/04/2026			71,906	0.03%	cash
Merrill Lynch International	Swap	30/06/2025			21,614	0.01%	cash
Merrill Lynch International	Swap	14/06/2027			321,428	0.13%	cash
Merrill Lynch International	Swap	18/11/2026			207	0.00%	cash
Merrill Lynch International	Swap	12/01/2026			36,613	0.01%	cash
Merrill Lynch International	Swap	17/12/2029			20,343	0.01%	cash
Merrill Lynch International	Swap	28/11/2025			24,089	0.01%	cash
Merrill Lynch International	Swap	21/05/2026			27,649	0.01%	cash
Merrill Lynch International	Swap	27/02/2026			630	0.00%	cash
Merrill Lynch International	Swap	30/01/2026			10,885	0.00%	cash
Merrill Lynch International	Swap	02/04/2025			808,000	0.33%	cash
Merrill Lynch International	Swap	18/02/2025			188,250	0.08%	cash
Merrill Lynch International	Swap	18/03/2026			46,057	0.02%	cash
TOTAL					6,522,364	2.65%	

 The totals will be updated once you have clicked on <CALCULATE>

TOTAL (A & B)	# of voting rights	% of voting rights
	CALCULATE	7,865,993 3.19%

The chain of control has been described at the end of the notification and can be found [here](#).

For more information

Investor Relations

Caroline Kerremans	+32 2 227 72 21	caroline.kerremans@umicore.com
Eva Behaeghe	+32 2 227 70 68	eva.behaeghe@umicore.com

About Umicore

Umicore is a circular materials technology Group. It focuses on application areas where its expertise in materials science, chemistry and metallurgy make a real difference. Its activities are organized in four business groups: Battery Materials, Catalysis, Recycling and Specialty Materials. Each business group is divided into market-focused business units offering materials and solutions that are at the cutting edge of new technological developments and essential to everyday life.

Umicore generates the majority of its revenues from and dedicates most of its R&D efforts to clean mobility materials and recycling. Umicore's overriding goal of sustainable value creation is based on an ambition to develop, produce and recycle materials in a way that fulfils its mission: Materials for a better life.

Umicore's industrial and commercial operations as well as R&D activities are located across the world to best serve its global customer base with around 12,000 employees. The Group generated revenues (excluding metal) of € 1.8 billion (turnover of € 7.4 billion) in the first half year of 2024.